


Type 4295 Series

Key Features

- High Resolution Cermet Element**
- Enclosure Sealed**
- 0.5 Watt Rating at 85°C**
- Flame Retardant**
- Robust Construction**
- Vertical or Horizontal Adjustments Available**
- Finger Adjustment Available**



These long established 10mm square, single turn potentiometers will meet a wide range of industrial and professional applications. Cermet element technology ensures stability and reliability. This P.C.B. mounted package has easy top or side adjustment, or finger adjust styles. All components are sealed to withstand printed circuit board washing solvents.

Characteristics – Electrical

Resistance range	100R to 2M Ω
STD resistance values	1, 2 and 5 in each decade
STD resistance tolerance	$\pm 10\%$
End resistance	2 Ω or 1% whichever is lower
Slider current	100mA or within power rating, Max.
Power rating	0.5W @ 85°C derating to zero at 125°C
Isolation voltage	300VDC or AC peak
Limiting element voltage	220VDC or AC RMS Max.
Breakdown voltage (sea level)	900VAC for 1 minute
Insulation resistance	1000M Ω @ 500VDC Min.
Resolution	Essentially infinite
Rotational noise (CRV)	3 Ω or 2% Min
Temperature coefficient	± 250 ppm/ $^{\circ}$ C Max.
Electrical adjustment	280 $^{\circ}$ nominal

Characteristics – Mechanical

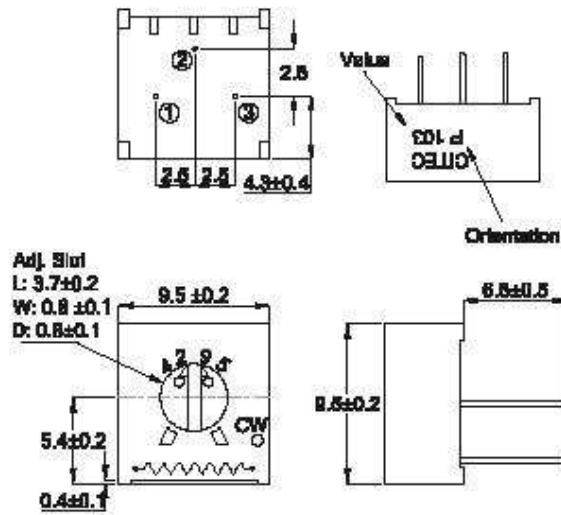
End stop	40mNm Min.
Starting Torque	35mNm Max.
Mechanical adjustment	300 $^{\circ}$ nominal
Weight	0.85g nominal
Solderability	MIL Std 202 Method 208A

Characteristics – Environmental

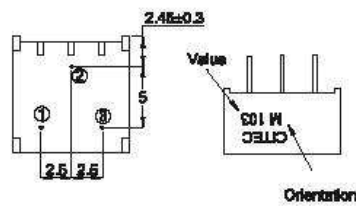
Temperature range	-55°C ~ +125°C
Temperature storage	250 Hrs @ 125°C
Thermal shock	5 cycles -55°C ~ 125°C
Bump severity	4000 bumps; 40 G
Vibration severity	10 – 500Hz; 30 G
Rotational life	200 cycles Min.
Load Life at 70°C:	$\Delta R < 3\%$ after 1000 Hrs. at 0.5 watts
Sealing:	Sealed for board washing (85°C Florinert)
Climatic Category:	55/125/56
Humidity:	MIL - Std – 202G Method 103 (96hrs)

Dimensions 4295P

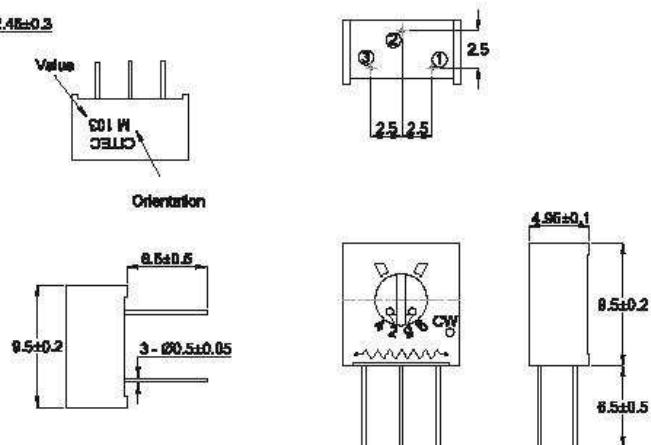
4295P



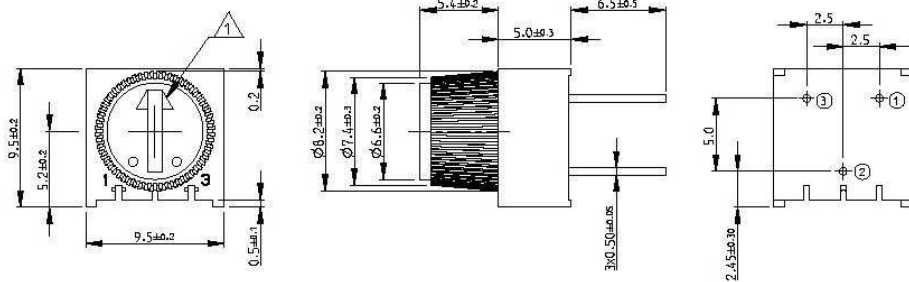
4295M



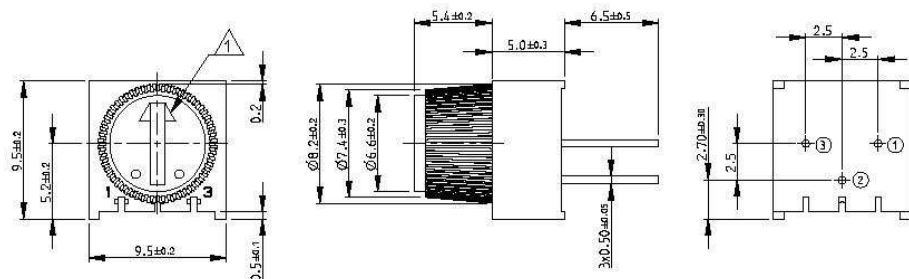
4295X



4295MF



4295PF



How To Order

Common Part	Pin configuration	Resistance Value	Tolerance
4295	M Top Adjust 5 x 5	The first two digits are significant figures of resistance value and the third denotes the number of zeros following EG, 100R = 101 1K0 = 102 10K = 103	K – 10%
	MF Finger Top Adjust 5 x 5		
	P Top Adjust 5 x 2.5		
	PF Finger Top Adjust 5 x 2.5		
	X Side Adjust		